

Hard Drawn Reinforcing Mesh 668L NI

Mesh Specification

Product Description: 4.56m x 1.98m – 150 x 150 Grid R4.0 Line Wire, R4.0 Cross Wire.

	Wire Dia. (mm)	Spacing (mm)	Length (mm)	No. of Wires	Overhangs (mm)	mm ² /m	Wire (kg/m)	Weight (kg)
Longitudinal Wire	4.0 R	150	4560	14	30	83.8	0.0986	6.29
Cross Wire	4.0 R	150	1980	31	15	83.8	0.0986	6.05

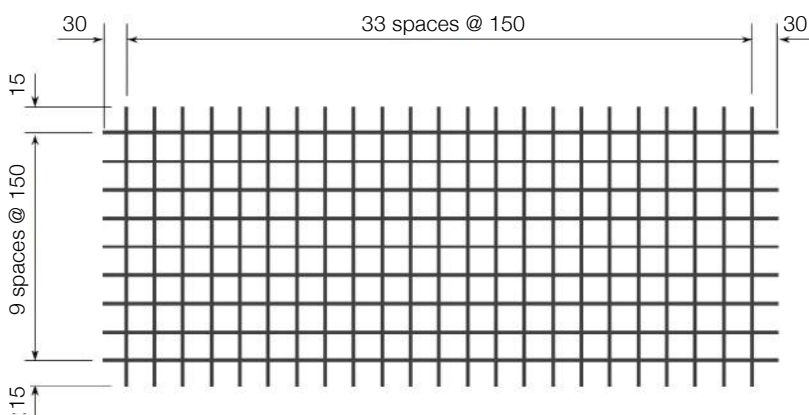
Gross Sheet Weight (kg):	12.34
Mass Per Square Meter (kg/m ²):	1.315
Gross Sheet Area (m ²):	9.029
Nett Cover (m ²):	7.525

Ratio Stack & Turned (Y/N):	Y
No. of Sheets / Bundle: 2	25
Estimated Cubic (m ³) Bundle:	0.90
Bundle Weight (Kg):	309

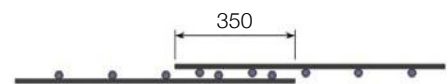
Mechanical Properties (characteristic values)

Wire Diameter	0.2% Proof Stress	
	Min	Max
4.0mm R	485MPa	750MPa

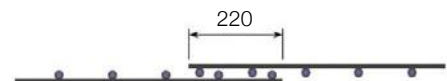
Mesh Sketch (not to scale)



Lapping on Ends:



Lapping on Sides:



*All measurements/weights approximate.